

7x Table

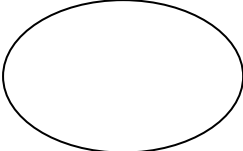
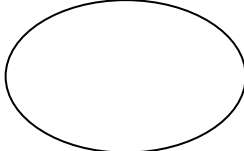
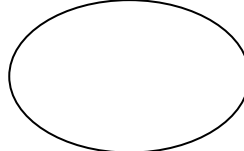
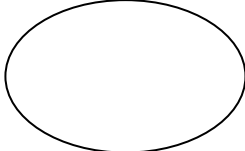
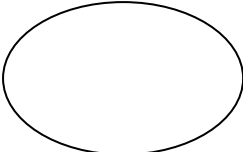
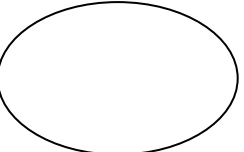
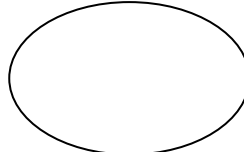
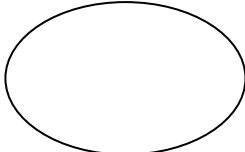
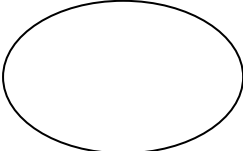
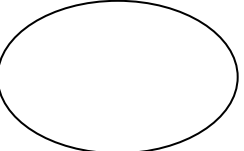
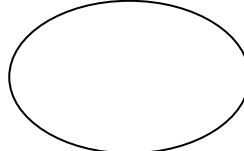
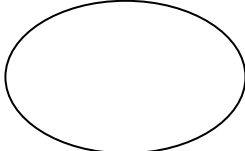
Complete the 7x table bars

| | | | | | | | | | | | |
|---|---|---|---|---|---|---|---|---|----|----|----|
| 1 | 2 | 3 | 4 | 5 | 6 | 7 | 8 | 9 | 10 | 11 | 12 |
| | | | | | | | | | | | |

| | | | | | | | | | | | |
|---|---|---|----|---|---|---|----|---|---|----|---|
| 3 | 6 | 7 | 10 | 1 | 4 | 8 | 11 | 2 | 9 | 12 | 5 |
| | | | | | | | | | | | |

| | | | | | | | | | | | |
|----|----|---|----|----|----|----|----|----|----|----|----|
| 49 | 28 | 7 | 70 | 42 | 14 | 56 | 21 | 84 | 77 | 63 | 35 |
| | | | | | | | | | | | |

Use counters to help you count on in 7's

| | | | |
|---|---|--|---|
|  |  |  |  |
|  |  |  |  |
|  |  |  |  |

Shade in the multiples of 7

| | | | | | | | | | |
|----|----|----|----|----|----|----|----|----|-----|
| 1 | 2 | 3 | 4 | 5 | 6 | 7 | 8 | 9 | 10 |
| 11 | 12 | 13 | 14 | 15 | 16 | 17 | 18 | 19 | 20 |
| 21 | 22 | 23 | 24 | 25 | 26 | 27 | 28 | 29 | 30 |
| 31 | 32 | 33 | 34 | 35 | 36 | 37 | 38 | 39 | 40 |
| 41 | 42 | 43 | 44 | 45 | 46 | 47 | 48 | 49 | 50 |
| 51 | 52 | 53 | 54 | 55 | 56 | 57 | 58 | 59 | 60 |
| 61 | 62 | 63 | 64 | 65 | 66 | 67 | 68 | 69 | 70 |
| 71 | 72 | 73 | 74 | 75 | 76 | 77 | 78 | 79 | 80 |
| 81 | 82 | 83 | 84 | 85 | 86 | 87 | 88 | 89 | 90 |
| 91 | 92 | 93 | 94 | 95 | 96 | 97 | 98 | 99 | 100 |

The numbers shaded in are

| | | |
|-----|------|------|
| odd | even | both |
|-----|------|------|

I noticed these patterns

My confidence rating for 7x

1 2 3 4 5