



# West Byfleet Junior School

## Week ending: Friday 13 October 2023



### PTA AGM

Last night we held our Annual PTA AGM. It provided an opportunity to thank the committee in their first year for their amazing work. I am delighted to announce that the core committee remains, and we have more committee members forming part of our PTA for the forthcoming year. A huge well deserved thank you must go to the Co-chairs Ms Lanaway and Ms Mallard for their sterling work over the last year, with great support from Mrs Bell (Treasurer), Mrs Crook (secretary) and Mrs Cook (Uniform Secretary), Mrs Jeffery and Mrs Holloway (committee members).

I know the PTA will be writing to announce the new committee, but I wanted to express as a community our heartfelt thanks for the superb job they have done this year, not just raising over a whopping £37,000. Please look at the presentations on the school website (PTA page). They are all working mums who have managed to balance family life, work and create the wonderful events and fund raising for our community.

### Year 5

This week, Year 5 became historians examining artefacts from the Tudor era, some of them were 500 years-old! The children showed great enthusiasm to learn about these and treated the artefacts with great care. We can't wait to explore more hands-on experiences this year.



### Open Afternoon and Evening

A reminder that it is our Annual Open Afternoon for parents of children currently in Year 2 looking for a place in September and our Pupil Leaders will be organising tours around our school for Year 2 parents from 1.30pm until 3pm. In the evening we have our Y2 Open Evening giving parents a further opportunity to view the school.

### Netball Tournament

We had an amazing experience at Halsted & St Andrews's School (HAS) for our Y4 netball tournament. Plenty of fun was had by all and the girls represented the school impeccably. Thank you to HSA for organising a great event.

### PTA Fireworks event

Our spectacular annual fireworks event organised by the PTA is fast approaching and tickets are selling fast. There are a limited number of tickets available, so please arrange to purchase yours soon to avoid disappointment. Amongst the usual spectacular and many stalls, we have the addition of a live band this year too, it is going to be amazing.

Have a lovely weekend.

### MONDAY 16 OCTOBER – Black History Day

For those children who usually have a packed lunch Olive Dining are having a Themed lunch on Monday 16 October.

Caribbean Chicken Curry and Rice (CE, G,)

Caribbean Vegetable Curry and Rice

Jamaican Ginger Sponge Cake (E, G)

Or Fresh Fruit with Mango Sauce

If your child usually has a packed lunch and would like to participate please follow the booking instructions located on the

website: <https://www.westbyfleetjunior.org.uk/page/?title=School+Meals&pid=44>

If your child usually has a school meal and you do not wish them to participate, please be aware that a refund will only be issued if your child's meal has been cancelled in writing by 9AM to [office@west-byfleet-junior.surrey.sch.uk](mailto:office@west-byfleet-junior.surrey.sch.uk), on the day the meal was booked for.

**Stars of the Week** PowerPoints can be found on the pupil zone section of the website.

#### Unauthorised Absence from School

Just to remind parents/carers that if you take your child/ren out of school without authority for five or more days (which do not have to be consecutive), you will be liable to receive a penalty notice. Currently the amount payable under a penalty notice is £60.00 per parent/carer per child if paid within 21 days. Thereafter the amount increases to £120.00 if paid between 21 and 28 days. If the penalty notice remains unpaid after 28 days, the Local Authority will consider a prosecution in the Magistrates Court. Please note that penalty notices are issued per parent/carer per child so a family of two parents and two children will receive 4 penalty notices. Surrey County Council is not responsible for authorising pupil absence and therefore cannot withdraw any Penalty Notice requests without the written permission of the Headteacher.

**Diary Reminders & Updates**  
**Newsletter week ending Friday 13 October 2023**

DATE	YR GP/CLASS	EVENT	ADDITIONAL INFORMATION
Mon 16 Oct	Whole School	Individual (& Junior School sibling) photographs	Children arrive to school in School Uniform
Wed 18 Oct	Year 4	Swimming Lesson 5	12:30-15:30
Wed 18 Oct		Deadline for Parent Governor Nomination Forms to be returned to School office (by Noon)	
Thurs 19 Oct	Year 6	Clarinet Lesson	
Thur 19 Oct		PTA Christmas Card Project Artwork deadline for returning artwork to class teachers	
Mon 23-Fri 27 Oct		Half Term Week	
Tue 31 Oct	Year 4	Open Morning	08:30-09:00
Wed 1 Nov	Year 5	Open Morning	08:30-09:00
Wed 1 Nov	Year4	Swimming Lesson 6	
Thur 2 Nov	Year 6	Open Morning	08:30-09:00
Thur 2 Nov	Whole School	Outdoor Classroom Day	
Thur 2 Nov		Young Carers Meeting	12:05-13:00
Fri 3 Nov	Year 3	Open Morning	08:30-09:00
Fri 3 Nov		PTA Fireworks Event <a href="https://www.pta-events.co.uk/westbyfleetjuniorschoolpta/">https://www.pta-events.co.uk/westbyfleetjuniorschoolpta/</a>	
Mon 6 Nov		Parent Consultations - in person	16:30-18:50
Wed 8 Nov		Parent Consultations - via zoom	15:40-17:50



## TTRS Weekly Awards

Week ending Friday 13 October 2023

### Year 3

**Highest number of correct answers, in the last week:**

1<sup>st</sup> place: **Grant M**

2<sup>nd</sup> Place: Andrii K

3<sup>rd</sup> Place: **Luca R**

**Biggest improvement in accuracy:**

1<sup>st</sup> place: **Zoe A**

2<sup>nd</sup> Place: Andrii K

3<sup>rd</sup> Place: **Evelyn H**

### Year 4

**Highest number of correct answers, in the last week:**

1<sup>st</sup> place: **Phoenix J**

2<sup>nd</sup> Place: Jane K

3<sup>rd</sup> Place: **Ehan H**

**Biggest improvement in accuracy:**

1<sup>st</sup> place: **Keon B**

2<sup>nd</sup> Place: Edward W

3<sup>rd</sup> Place: **Anaya A**

### Year 5

**Highest number of correct answers, in the last week:**

1<sup>st</sup> place: **Kai S**

2<sup>nd</sup> Place: Ahhed- Raza H

3<sup>rd</sup> Place: **Joseph O**

**Biggest improvement in accuracy:**

1<sup>st</sup> place: **Earth D**

2<sup>nd</sup> Place: Nancy M

3<sup>rd</sup> Place: **Charlie R**

### Year 6

**Highest number of correct answers, in the last week:**

1<sup>st</sup> place: **Aaron G**

2<sup>nd</sup> Place: Logan P

3<sup>d</sup> Place: **Ivy O**

**Biggest improvement in accuracy:**

1<sup>st</sup> place: **Oliver K**

2<sup>nd</sup> Place: Poppy W

3<sup>rd</sup> Place: **Matilda G**

**Current school 'Rock Heroes' who can recall their times tables in less than one second**

James L

Adam K

Ahmed-Raza H

Kai S

Lyla-Elyss P

Leo C

Joseph O

Matthew B



## Problem of the Week Results

Week ending Friday 13 October 2023

West Byfleet Junior School – Problem of the Week Leaderboard – Week Two

### Whole School Leaderboard – Autumn

Position	Name	Year Group	Points
1	Aaron D	4	20
1	Aaron G	6	20
1	Elijah A	5	20
1	Harry A	4	20
1	Luca C	4	20
1	Lyla - Elyss P	5	20
1	Nahla G	4	20
1	Olivia H	4	20
1	Rose C-J	4	20
2	Bella S	6	19
2	Otis T	5	19
2	Vineeth P	5	19
3	Jackson L	4	18
3	Jay S	4	18
3	Gus P	4	17
16	Ben H	5	15
17	Grant	3	15
18	Leo M	5	14
19	Matilda G	6	14
20	Kai S	5	11
21	Charlie H	3	10
22	George R	3	10
23	James R	4	10
24	Oscar H	3	10
25	Keon B	4	9
26	Andrii K	3	8
27	Joseph O	5	7
28	Hansel S	3	6
29	Josh T	3	5
30	David H	3	5

If points are the same, position will be in alphabetical order



### West Byfleet Junior School Problem of the Week - Week 3



2 Points

How close can you get to 100?  
Use each digit card once in the multiplication.

$$\begin{array}{|c|c|c|} \hline 2 & 3 & 4 \\ \hline \end{array} \times \begin{array}{|c|} \hline \\ \hline \end{array} =$$

3 Points

Amir has some rectangles all the same size.

3 cm  8 cm

He makes this shape using his rectangles. What is the perimeter?



He makes another shape using the same rectangles.  
Calculate the perimeter of this shape.



5 Points

Each row and column adds up to make the total at the end.

Use this information to complete the diagram.

2	1	4	8	1	2	= 3 $\frac{7}{8}$
1	4	8	1	2		
3	1	12				

||  
5  $\frac{1}{2}$

All Problems, solutions and leaderboards can be found on the school website

*(Pupils tab - Problem of the Week)*

**This week's problem due by Tuesday 17 October**





# CHRISTMAS CARD PROJECT 2023

## Design Guidelines and PROBLEM SOLVING

### Designing too close to the edge

#### Problem:

Designs too close to the edge of the artwork template are trimmed off in production.

#### SOLUTION:

Keep important features at least 1cm away from the edge of the artwork template. We do our best to spot anything close to the edge but are unable to rescue designs that run over the edge of the template.



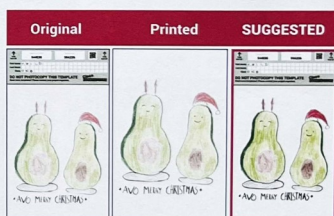
### Light pressure using coloured pencils

#### Problem:

Coloured pencils can sometimes appear faint and therefore will not show up very well when printed onto our cards and products. The colours may appear washed out and faded.

#### SOLUTION:

When using coloured pencils always press firmly to make the colours show better. Try using dark felt tip pens to outline coloured pencil designs which will help them stand out.



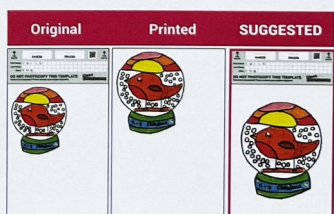
### Designs that are not central in the template

#### Problem:

The design is in one corner of the template, and when printed onto cards and other products will appear much smaller and not central.

#### SOLUTION:

Encourage artists to make use of all the space within the edges of the template to ensure that they are big and bold when printed and aligned neatly.



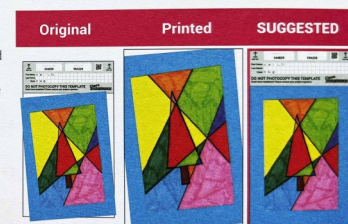
### Sticking designs onto the artwork template

#### Problem:

The stuck-on design has been applied and goes over the artwork template border and is not neatly applied, meaning parts of the design will be cut off in production and the design will not be straight when printed.

#### SOLUTION:

Make sure you stick designs onto the templates so they are straight and neat within the edges of the artwork template. You might need to help little ones do this!



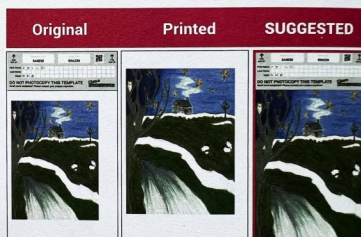
### Designs that use block colouring and do not reach the template borders

#### Problem:

Designs that use block background colours and do not reach the edges of the artwork template, resulting in an additional white border. This could be because designs have been printed or copied onto the template.

#### SOLUTION:

Make sure all block background colours reach all edges of the artwork template to ensure they are centrally aligned and fill all the excess white space – but be careful not to go over the edges of the template!



Your child will be bringing home a template to create their unique Christmas artwork for 2023.

Have fun creating something that can then be made into cards, mugs, teddies and gifts, and raise money for our school.

Please see the guidelines to help you with your designs, and remember to use as much of the white area on the page as possible.  
**AND DO NOT FOLD!**

### ARTWORK DEADLINE

PLEASE HAND BACK TO OFFICE OR  
CLASS TEACHER  
NO LATER THAN **19th OCTOBER**



## DO NOT USE:

- ⊘ Metallic paper and stickers
- ⊘ Glitter
- ⊘ Fluorescent colours
- ⊘ 3D objects
- ⊘ Same coloured media or material on the same colour background
- ⊘ Photos printed onto glossy paper
- ⊘ Folds and creases
- ⊘ Sellotape
- ⊘ Staples
- ⊘ Paper collage

PLEASE NOTE THAT IF ARTWORK TEMPLATES USE ANY OF THE ABOVE WE WILL NOT BE ABLE TO PROCESS THESE DESIGNS AND WILL RETURN THEM.