



West Byfleet Junior School

Week ending: Friday 6 October 2023



STEM Assemblies

This year's Space week was concluded by an informative and engaging talk by STEM Ambassador Liz Tinlin. In her talk to year 5, she mapped the compelling milestones of the Space Race - the journey to land humans on the Moon. The children were fascinated by some of the practicalities faced by the scientists in the 1960s, such as the vacuum toilet, space suit technology, lack of mobile phones and powerful computers as well as the incredible efforts of the NASA scientists and mathematicians who made all this possible. Year 6 were left awestruck during and after their incredible talk about Sun and stars. The information was fantastic and they went away feeling inspired to be the next NASA whizz. Both year 5 and year 6 really enjoyed the talk and had many interesting questions to ask afterwards.



Forest Schools

At first glance it may look like an ordinary table, but the new forest school table has an exciting history! Whittle & Spark, our forest school, works with Egham and Staines conservation volunteers (ESCV) who help Mrs Webber manage her holiday camp site, the willow coppice woodland in Shepperton. ESCV love to recycle and have been visiting studio 50 where the latest Ghostbusters film has just been shot, or new table top was the base of the fireman's pole in ghostbusters. In the final edits it won't show but the clip here shows it in action behind the scenes. Thank you to studio 50 for the free wood and to Martin and Jamie Gyngell for making the table for WBJS .
<https://ghostbustersnews.com/2023/09/13/mckenna-grace-shares-behind-the-scenes-look-at-upcoming-ghostbusters-sequel/>

School Librarians

I am delighted to announce that the following children have been appointed for the role of Junior Pupil Librarians for this academic year: Rachel R, Annabel, Melody, Lily W, Maisie, James B, Lara and Elyse. Pupil Librarians are encouraged to develop important transferable skills such as organisation, communication and interpersonal skills. Pupil Librarian Duties: Re-shelving books and keeping shelves tidy, using the book scanner issuing and returning books, helping with library related jobs when asked, being helpful and ready to answer questions for other library users, they must be able to work well as part of a team, follow directions, be friendly and helpful to everyone in school. Benefits: Librarian Badge, library club meetings, new skills for life, appreciation from teachers and students, satisfaction from doing a good job.

PTA AGM

A reminder the PTA AGM takes place on Thursday 12 October at 7.30pm, in school. All parents and carers are free to attend. This is when we celebrate the enormous work of our PTA and look forward to the year ahead. The PTA are especially short of volunteers at the moment to help on events and the committee. If you are interested please contact the PTA direct: wbspta@west-byfleet-junior.surrey.sch.uk

Thought for the week

"If you have to put someone on a pedestal, put teachers. They are society's heroes."
Wishing you all a lovely weekend.

PARENT VOLUNTEERS

If you are interested in becoming a parent volunteer, you will need to attend a safeguarding training session along with holding a valid DBS. If you are not currently on the DBS Update Service, then we will need to complete a new application. Please email the following information to the School Business Manager (SBM), sbm@west-byfleet-junior.surrey.sch.uk : Title, first name, surname, address (including post code), date of birth, telephone number and email address. Once this information has been entered by the SBM you will be sent a link to complete further information directly by the DBS provider (Strictly Education). You will then need to arrange to meet the SBM with a minimum of three forms of ID to include: Your date of birth, address, name change (if applicable). When you have received your DBS certificate, please bring it to the school office to show us and then register with the DBS Update Service within 30 days of the certificate issue date.

Diary Reminders & Updates
Newsletter week ending Friday 6 October 2023

DATE	YR GP/CLASS	EVENT	ADDITIONAL INFORMATION
Tue 10 October		Parent Volunteer Safeguarding Session with Miss Lawrence	14:30-15:00
Wed 11 October	Year 4	Swimming Lesson 4	12:30 to 15:30
Wed 11 October	All parents	The Parenting Puzzle Information Coffee Morning	09:30—10:30
Thur 12 October	Year 6	Clarinet Lessons	
Thur 12 October	All parents	PTA AGM	19:30 in Y6 Windermere
Fri 13 October		Parent Volunteer Safeguarding Session with Miss Lawrence	14:30-15:00
Mon 16 October	Whole School	Individual (& Junior School sibling) photographs	Children arrive to school in School Uniform
Mon 16 October	Y6 Aviemore	Forest Schools	Children to arrive in school in school uniform and bring forest school clothes in a named bag
Wed 18 October	Year 4	Swimming Lesson 5	12:30-15:30
Wed 18 Oct		Deadline for Parent Governor Nomination Forms to be returned to School office (by Noon)	
Thurs 19 October	Year 6	Clarinet Lessons	
Mon 23—Fri 27 Oct		Half Term Week	

Unauthorised Absence from School

Just to remind parents/carers that if you take your child/ren out of school without authority for five or more days (which do not have to be consecutive), you will be liable to receive a penalty notice. Currently the amount payable under a penalty notice is £60.00 per parent/carer per child if paid within 21 days. Thereafter the amount increases to £120.00 if paid between 21 and 28 days. If the penalty notice remains unpaid after 28 days, the Local Authority will consider a prosecution in the Magistrates Court. Please note that penalty notices are issued per parent/carer per child so a family of two parents and two children will receive 4 penalty notices. Surrey County Council is not responsible for authorising pupil absence and therefore cannot withdraw any Penalty Notice requests without the written permission of the Headteacher.

Payment Reminder

**Y4 Hooke Court Residential
Trip (March 24)**

The deposit is due by Friday 6
October, please ensure
prompt payment to secure
your child's place on the trip.

WEST BYFLEET JUNIOR SCHOOL PTA

AGM

**7.30PM
THURSDAY 12TH OCTOBER
WEST BYFLEET JUNIOR SCHOOL**

Everyone is welcome
Stay informed and get involved.





TTRS Weekly Awards

Week ending Friday 6 October 2023

Year 3

Highest number of correct answers, in the last week:

1st place: Mollie G 2nd Place: Kasni G 3rd Place: Phoenix J

Biggest improvement in accuracy:

1st place: Andrii K 2nd Place: Grant M 3rd Place: Harley W

Year 4

Highest number of correct answers, in the last week:

1st place: Phoenix J 2nd Place: Ehan H 3rd Place: Nahla G

Biggest improvement in accuracy:

1st place: Evie T 2nd Place: Milton E 3rd Place: Evelyn G

Year 5

Highest number of correct answers, in the last week:

1st place: Lyla—Elyss P 2nd Place: Sebastian J 3rd Place: Kai S

Biggest improvement in accuracy:

1st place: Gabrielle A 2nd Place: Tommy H 3rd Place: Maya W

Year 6

Highest number of correct answers, in the last week:

1st place: Harrison P 2nd Place: Aaron G 3^d Place: Maya C

Biggest improvement in accuracy:

1st place: Oliver P 2nd Place: Aurelie H 3rd Place: Oliver K

Current school 'Rock Heroes' who can recall their times tables in less than one second

James L

Adam K

Ahmed-Raza H

Kai S

Lyla-Elyss P

Leo C

Joseph O

Matthew B

Problem of the Week Results

Week ending Friday 6 October 2023

[West Byfleet Junior School – Problem of the Week Leaderboard – Week One](#)

Whole School Leaderboard – Autumn

Position	Name	Year Group	Points
1	Luca C	4	10
2	Aaron D	4	10
3	Rose C-J	4	10
4	Nahla G	4	10
5	Aaron G	6	10
6	Harry A	4	10
7	Lyla - Elyss P	5	10
8	Leo M	5	10
9	Olivia H	4	10
10	Elijah A	5	10
11	Bella S	6	9
12	Vineeth P	5	9
13	Otis T	5	9
14	Gus P	4	8
15	Jay S	4	8
16	Matilda G	6	8
17	Jackson L	4	8
18	Kai S	5	6
19	Grant	3	5
20	Ben H	5	5
21	Joseph O	5	3
22	Priya G	5	1
23			



West Byfleet Junior School Problem of the Week - Week 2



2 Points

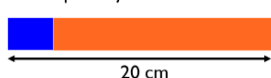
Here is a blue strip of paper.



An orange strip is four times as long.



The strips are joined end to end.



How long is the blue strip?
How long is the orange strip?
Explain how you know.

3 Points

Teddy and his mum were having a reading competition.

In one month, Teddy read 814 pages.

His mum read 4 times as many pages as Teddy.

How many pages did they read altogether?

5 Points

Here are 3 cards



On each card there is a cube number. Use these calculations to find each number.

$$A \times A = B$$

$$B + B - 3 = C$$

$$\text{Digit total of } C = A$$

All Problems, solutions and leaderboards can be found on the school website

(Pupils tab - Problem of the Week)

This week's problem due by Tuesday 10 October



CHRISTMAS CARD PROJECT 2023

Design Guidelines and PROBLEM SOLVING

Designing too close to the edge

Problem:

Designs too close to the edge of the artwork template are trimmed off in production.

SOLUTION:

Keep important features at least 1cm away from the edge of the artwork template. We do our best to spot anything close to the edge but are unable to rescue designs that run over the edge of the template.



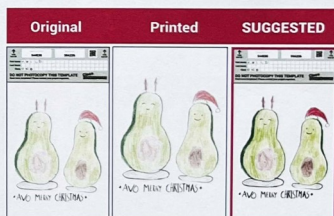
Light pressure using coloured pencils

Problem:

Coloured pencils can sometimes appear faint and therefore will not show up very well when printed onto our cards and products. The colours may appear washed out and faded.

SOLUTION:

When using coloured pencils always press firmly to make the colours show better. Try using dark felt tip pens to outline coloured pencil designs which will help them stand out.



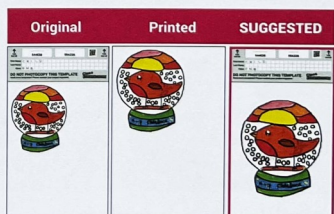
Designs that are not central in the template

Problem:

The design is in one corner of the template, and when printed onto cards and other products will appear much smaller and not central.

SOLUTION:

Encourage artists to make use of all the space within the edges of the template to ensure that they are big and bold when printed and aligned neatly.



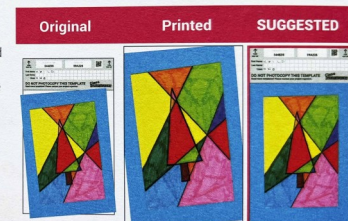
Sticking designs onto the artwork template

Problem:

The stuck-on design has been applied and goes over the artwork template border and is not neatly applied, meaning parts of the design will be cut off in production and the design will not be straight when printed.

SOLUTION:

Make sure you stick designs onto the templates so they are straight and neat within the edges of the artwork template. You might need to help little ones do this!



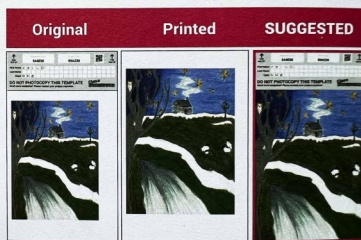
Designs that use block colouring and do not reach the template borders

Problem:

Designs that use block background colours and do not reach the edges of the artwork template, resulting in an additional white border. This could be because designs have been printed or copied onto the template.

SOLUTION:

Make sure all block background colours reach all edges of the artwork template to ensure they are centrally aligned and fill all the excess white space – but be careful not to go over the edges of the template!



Your child will be bringing home a template to create their unique Christmas artwork for 2023.

Have fun creating something that can then be made into cards, mugs, teddies and gifts, and raise money for our school.

Please see the guidelines to help you with your designs, and remember to use as much of the white area on the page as possible.
AND DO NOT FOLD!

ARTWORK DEADLINE

PLEASE HAND BACK TO OFFICE OR
CLASS TEACHER
NO LATER THAN **19th OCTOBER**



DO NOT USE:

- ⊘ Metallic paper and stickers
- ⊘ Glitter
- ⊘ Fluorescent colours
- ⊘ 3D objects
- ⊘ Same coloured media or material on the same colour background
- ⊘ Photos printed onto glossy paper
- ⊘ Folds and creases
- ⊘ Sellotape
- ⊘ Staples
- ⊘ Paper collage

PLEASE NOTE THAT IF ARTWORK TEMPLATES USE ANY OF THE ABOVE WE WILL NOT BE ABLE TO PROCESS THESE DESIGNS AND WILL RETURN THEM.